

# The Adhesive Properties of Viscoelastic Liquid Films


James Bowen\*, David Cheneler‡, James W Andrews†, Michael J Adams†

\* Department of Engineering and Innovation, The Open University, UK; † School of Chemical Engineering, University of Birmingham, UK; ‡ Department of Engineering, Lancaster University, UK

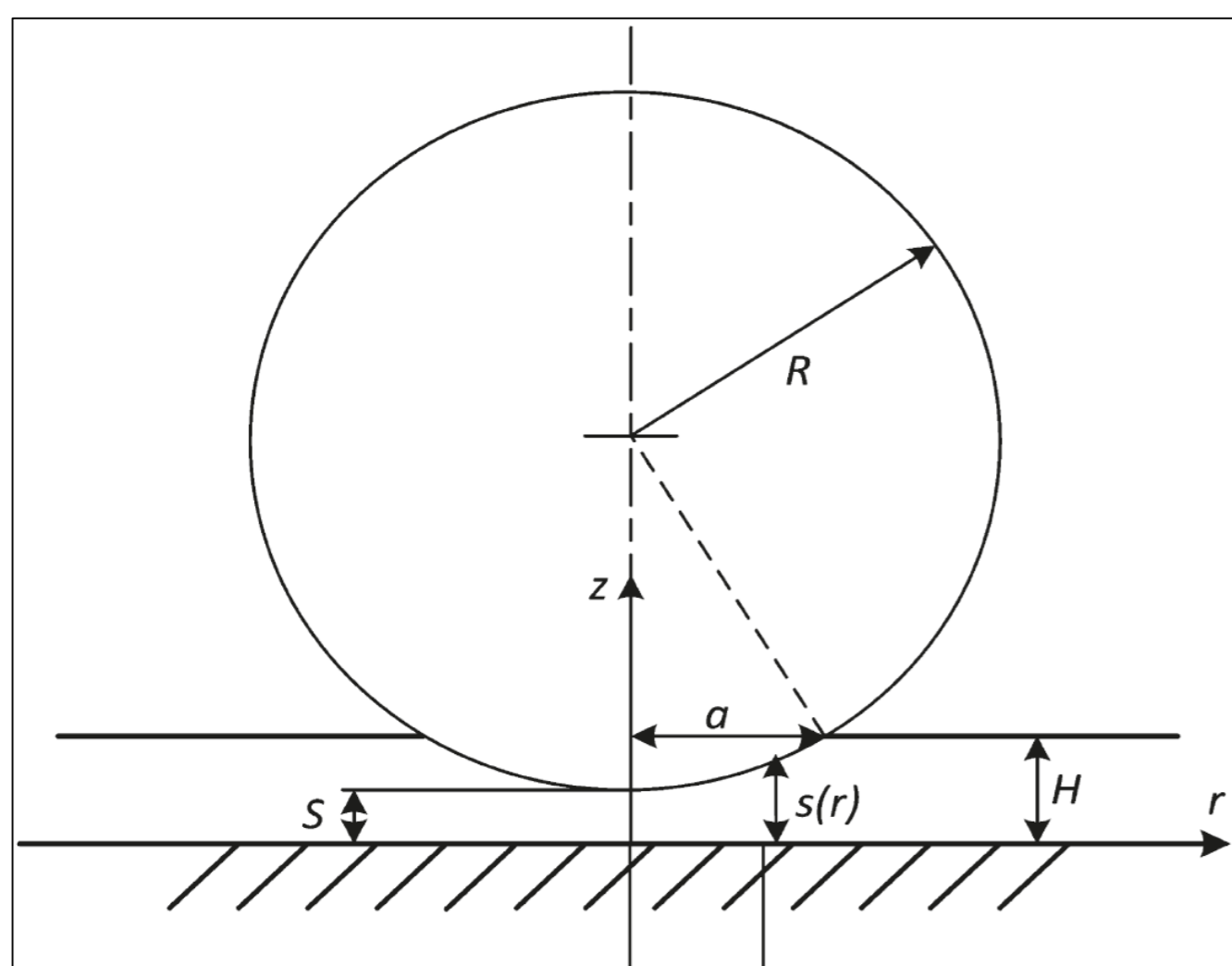
## 1. Introduction

The adhesion of poly(dimethylsiloxane) (PDMS) liquid films was measured using colloid probe atomic force microscopy (AFM). Molecular weights in the range 7 - 250 kg/mol were used, which corresponded to Newtonian and non-Newtonian liquids with zero-shear rate viscosities in the range  $10^{-1}$  -  $10^3$  Pa.s.

Fixed end retraction velocities in the range  $10^2$  -  $10^5$  nm/s were used, with the colloid probe approached to within 10 nm of the substrate onto which the PDMS film was spin coated. Film thicknesses in the range 0.2 - 2.0  $\mu\text{m}$  were investigated. The  $\text{SiO}_2$  colloid probes exhibited radii in the range 2.5 - 6.0  $\mu\text{m}$ .



## 2. Theory and Experimental



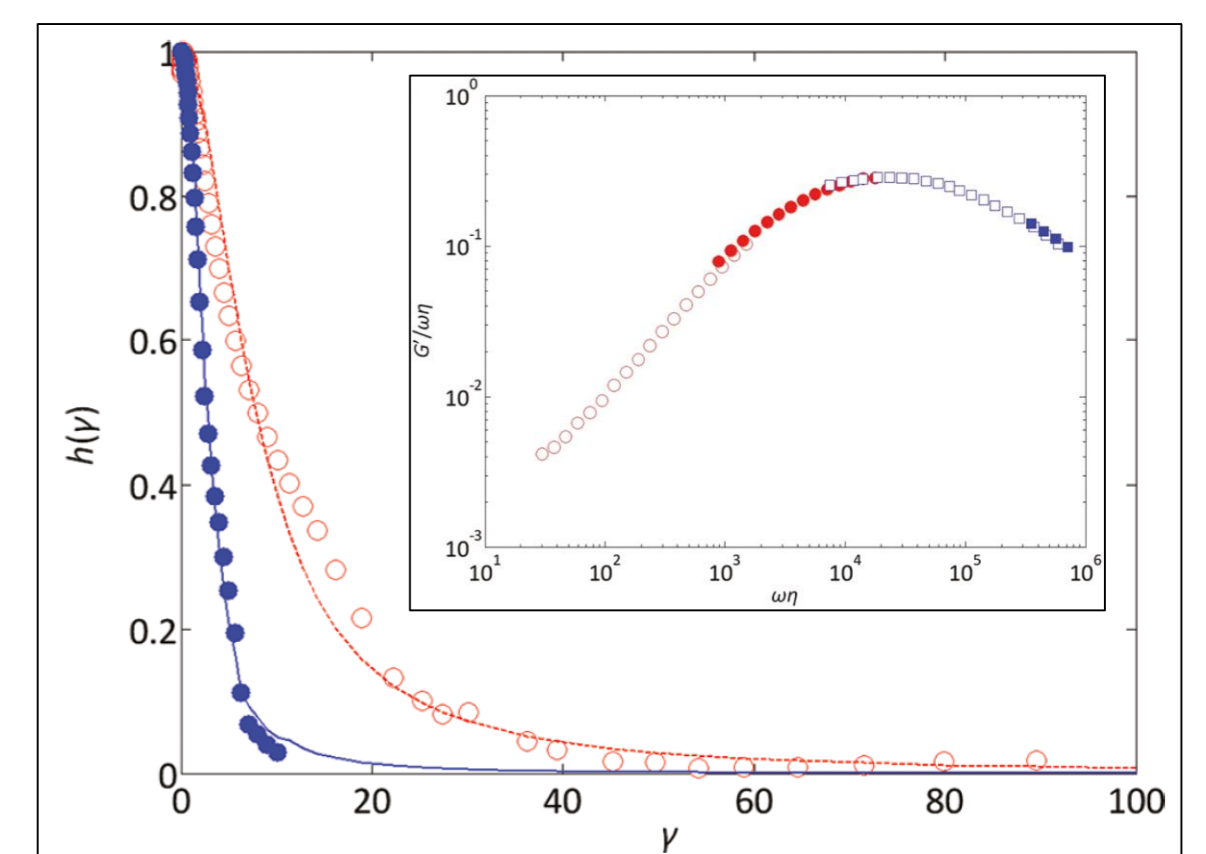
A model was derived for calculating the time-dependent adhesive force during the separation of a liquid junction; this comprised:

- the cantilever, which is the compliant load measuring element;
- a colloid probe at the cantilever free end, which contacts the sample;
- physical properties of the PDMS liquid film, including surface tension, film thickness, and contact radius;
- rheological properties of the PDMS liquid, including non-linear viscoelasticity, described using a generalised Maxwell model.

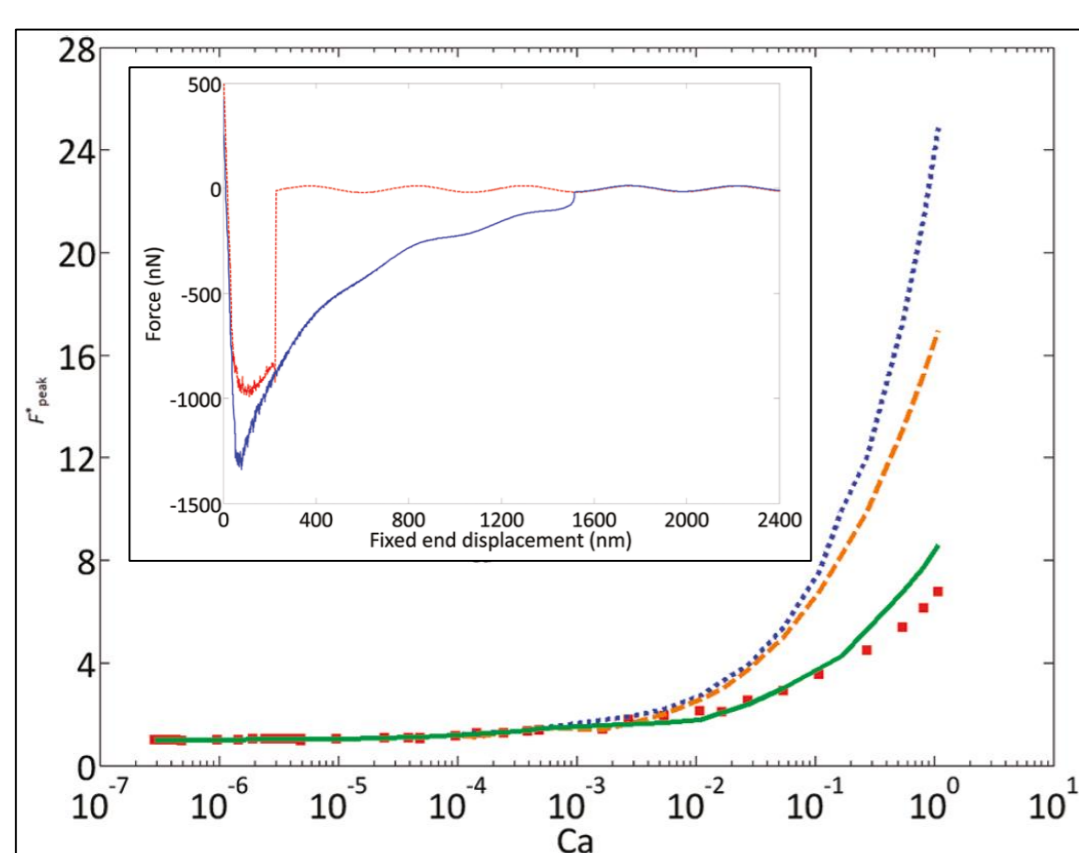
The capillary number,  $Ca$ , was used to allow meaningful comparison of the wide range of viscosities and velocities investigated.

## 3. Results: Rheometry

- Critical entanglement molecular weight for PDMS liquids is 34 kg/mol.
- Non-Newtonian PDMS liquids required between 1-4 elements for successful fitting to the generalised Maxwell model, depending on molecular weight.
- Master curves for storage and loss modulus permitted extrapolation for frequencies which were not experimentally accessible.
- Measurable strain dependence for PDMS liquids with molecular weights in excess of 60 kg/mol.
- Two-parameter damping function used for fitting strain dependence data.



## 4. Results: Atomic Force Microscopy



- Incorporating the rheological properties of PDMS liquids was crucial to constructing an accurate model, including capillary and viscous forces.
- Beam mechanics, including inertia and acceleration, also present in the model.
- Peak force dominated by capillary contribution for  $Ca < 10^{-3}$ .
- For  $Ca > 10^{-3}$ , peak force increases with increasing  $Ca$  due to viscous contribution.
- Good agreement between experimental data and simulation for  $10^{-7} < Ca < 10^{-1}$ .
- Contribution from stress overshoot negligibly small due to low velocities of AFM.

## Acknowledgements

This work was supported by the University of Birmingham and Unilever Research & Development. The authors also acknowledge the equipment funded by Birmingham Science City: Innovative Uses for Advanced Materials in the Modern World (West Midlands Centre for Advanced Materials Project 2), with support from Advantage West Midlands (AWM) and partly funded by the European Regional Development Fund (ERDF).

This poster is a summary of the paper published in Langmuir:

"Application of colloid probe atomic force microscopy to the adhesion of thin films of viscous and viscoelastic silicone fluids".

Langmuir **2011**, 27, 11489-11500; DOI: 10.1021/la202060f

The paper can be obtained by scanning the adjacent QR code.

